



DIGITAL WEB SERVICES NETWORK

Bringing together digital product managers, designers, and engineers.

cdt.ca.gov/dwsn

DWSN Quarterly Forum

Thursday, October 19, 2023



California
DEPARTMENT OF TECHNOLOGY
STRATEGY INNOVATION DELIVERY



Digital Web Services Network

- Welcome to the DWSN forum, we will begin shortly.
- For the best experience, please use your computer to join the meeting.
- Mute your audio.
- Turn off your video.
- Use the raise hand button or the meeting chat for comments and questions.

DWSN Forum Agenda

Opening Remarks.....	Koji Kumpulainien (1 minutes)
Conference Take-Aways.....	Panel (10 minutes)
CA Digital Strategy	Jonathan Porat (20 minutes)
In-house web development.....	Sarah Letson (ODI) & Zakiya Khabir (ODI) (10 minutes)
Analytics.....	Linda Tracy (10 minutes)
CA State Web Template Figma UI Kit.....	Christina Florente (20 minutes)
Statewide alert.....	Carter Medlin (10 minutes)
Accessibility	Greg Duncan (5 minutes)
Suggested Future Topics / Closing Remarks.....	Koji Kumpulainien (1 minutes)



**DIGITAL
WEB
SERVICES
NETWORK**

Opening Remarks

Koji Kumpulainen

State Web Services Manager
California Department of Technology



DIGITAL WEB SERVICES NETWORK

Conference Take-Aways

Harvey Dhillon

Pia Lomboy

Sharon Rabang

Greg Duncan

Web Services

Office of Digital Services

Department of Technology

Conference Take-Aways

[Smashing Conference 2023](#) and [Config 2023](#)



Conference Take-Aways (1 of 3)

New features



References

- [The Anatomy Of Themed Design System Components](#)
- [Una Kravets on CodePen](#) | [Jeff the bug in Flight Mode](#)
- [Keynote session: Figma product launch session](#)
- [What's New from Config2023: Design and development, reimagined](#)

Conference Take-Aways (2 of 3)

Serving the public



References

- [Cascading Styles: CSS Deep Dive](#)
- [Designing for the evolving needs of society](#)
- [Putting accessibility at the heart of design and code](#)
- [Using color at scale for aesthetics and accessibility](#)

Conference Take-Aways (3 of 3)

Inspiration



References

- [Leading through uncertainty: Navigating uncertainty](#)
- [Josh W Comeau: Meaningful Motion with Action-Driven Animation](#)

Sample "Like" button: Under the "Table of Contents", go to the gray heart face, then hover and continuously click on it to see it change

Conference Take-Aways:

Questions





**DIGITAL
WEB
SERVICES
NETWORK**

CA Digital Strategy

Jonathan Porat

Chief Technology Officer

Office Of Technology Services

California Department of Technology



DIGITAL WEB SERVICES NETWORK

In-house
web development

Sarah Letson
(Researcher)

Zakiya Khabir
(Engineering Manager)

Office of Data and Innovation (ODI)



California Office of Data and Innovation

In-house web development How's it going?

October 19, 2023



How easy is it for you to access the tools, permissions, or other technology you need to do web development at the state?



My department creates an environment that enables developers to do their jobs well



How is your development environment set up?

- Do you develop locally, on a separate laptop, a virtual environment, local virtualization, etc.?
- What tools, applications, or languages do you use?



**If you had a magic wand,
how would you make
development easier at
your department or at the
state?**



Have more thoughts?

Reach out to Sarah Letson or Zakiya Khabir

sarah.letsen@innovation.ca.gov

zakiya@innovation.ca.gov



California Office of Data and Innovation

<https://innovation.ca.gov>

@californiaODI



**DIGITAL
WEB
SERVICES
NETWORK**

Analytics Update

Linda Tracy

Analytics and Insight Specialist
California Department of Technology

GA4 Analytics Contract

- If you're managing your own analytics contract, you will need a new contract due to a new pricing formula with GA4.
- We are available to manage your account.
 - Existing accounts/properties can be transferred under our analytics organization.

GA4 JavaScript Code Snippet (1 of 3)

- We've updated our GA4 code snippet to address security guidance:
 - Secure flag
 - SameSite attribute
 - Cookie domain
- The update restricts the GA4 measurement ID to its specific domain
 - GA4 ID won't travel across ca.gov sites

GA4 JavaScript Code Snippet (2 of 3)

- **Original code**

- `gtag('config', 'G-XXXXXXXXXX');` // statewide GA4 measurement ID

- **Updated code**

- `gtag('config', ' G-XXXXXXXXXX ',
{cookie_flags:'secure;samesite=lax;domain='});` // statewide GA4
measurement ID

Custom Reports

- We will be creating two custom reports for all accounts we manage:
 1. File downloads
 2. Site Search Terms
- We **will not** notify your agency once this is complete.
- The reports will appear under:
 - Reports > Life cycle > Custom Reports

GA4 JavaScript Code Snippet (3 of 3)

- Updated GA4 JavaScript code:
 - **Add analytics to your site** page
(<https://webstandards.ca.gov/add-analytics-to-your-site/>)
- Go to **Agency managed websites** and find it under our **Custom template setup** collapsible.

Custom Reports Demo

- Analytics Mania

- How to Build a Site Search Report in Google Analytics 4:
https://www.youtube.com/watch?v=EBdWH_LOZso

Contact Us

- To request a GA4 account/property that is managed by our team, reach out to us at analytics@state.ca.gov.
- For more information, visit <https://webstandards.ca.gov/analytics/>.



**DIGITAL
WEB
SERVICES
NETWORK**

State Web Template V6.3 Updates Figma UI Kit

Christina Florente
Web Design and Development
California Department of Technology

Topics for today

- V6.3 updates
- Starter site
- UI kit
- Q&A / feedback



V6.3 updates

- Optimized color scheme files
- Updated social media icons (Twitter/X, etc)
- Updated starter site
- UI Kit

Full list: [Template updates](#)

Optimized color files (1 of 2)

Optimized large color CSS files. They're more than **100 times smaller**.

BEFORE

COLOR THEME CSS



143K

NOW

COLOR THEME CSS



1K

What this means

- Color theme file super small (**only 1K**)
- Adding color theme CSS file is now **optional**

Optimized color files (2 of 2)

CSS color variables

Converted all SASS color variables into CSS color variables

BEFORE: color: \$color-p1; **NOW:** color: var(--color-p1, #fdb81e)

New: Moved all color related styles from separate color theme CSS file into core CSS file

New: Oceanside theme is default

Customizable color theme. Change color variables:

- Three primary colors
- Three secondary colors

Starter site

HTML site contains

- State template CSS and JS files
- Sample department website content
- Code comments to make it easy to identify structural components

Links to live demo

Office-of-Digital-Services / California-State-Web-Template-HTML (Public)

Code Issues Pull requests Actions Projects Security Insights

[Download]

main 1 branch 6 tags Go to file Code

carterm Merge pull request #10 from Office-of-Digital-Services/6.3.0 a79dd68 last week 42 commits

about	6.3.0	last week
ca_state_template	6.3.0	last week
images	6.3.0	last week
samples	6.3.0	last week
top-task-1	6.3.0	last week
top-task-2	6.3.0	last week
.gitignore	6.1.2 (from development site)	4 months ago
404.html	6.3.0	last week
LICENSE	Initial commit	last year
README.md	Update README.md	2 weeks ago
accessibility.html	6.3.0	last week
blank.html	6.3.0	last week
components-patterns.html	6.3.0	last week
conditions-of-use.html	6.3.0	last week
contact.html	6.3.0	last week
content-directory.html	6.3.0	last week
favicon.ico	6.1.2 (from development site)	4 months ago
index.html	6.3.0	last week
privacy-policy.html	6.3.0	last week
robots.txt	Version 6.0.8	last year
serp.html	6.3.0	last week
sitemap.html	6.3.0	last week
website-accessibility-certification.html	6.3.0	last week

About

This is the simple and lightweight California State Web Template HTML version.

office-of-digital-services.github.io/Califo...

Readme

GPL-3.0 license

Activity

0 stars

5 watching

0 forks

Report repository

Releases 6

Release v6.3.0 (Production Rele... Latest)

+ 5 releases

Contributors 4

kkoryaka

carterm Carter Medlin

timothyshambra

extinah Christina Florente

Languages

CSS 44.0% HTML 37.1% JavaScript 18.9%

README.md

California State Web Template (HTML Version)

This repository is a simple "Hello world!" HTML site containing a few standalone HTML pages with included local references to the State Web Template CSS and JavaScript files.

Starter site live sample

You can view a running version of this sample site here.

- [Starter site live Sample Demo.](#)

How it can help departments

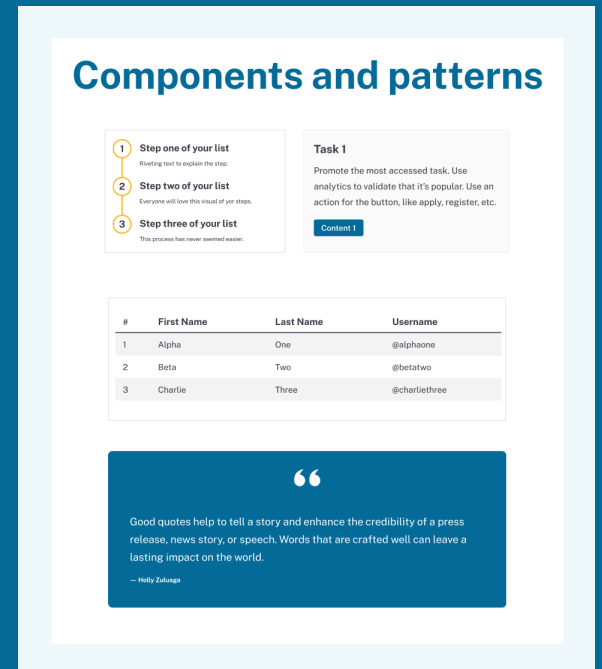
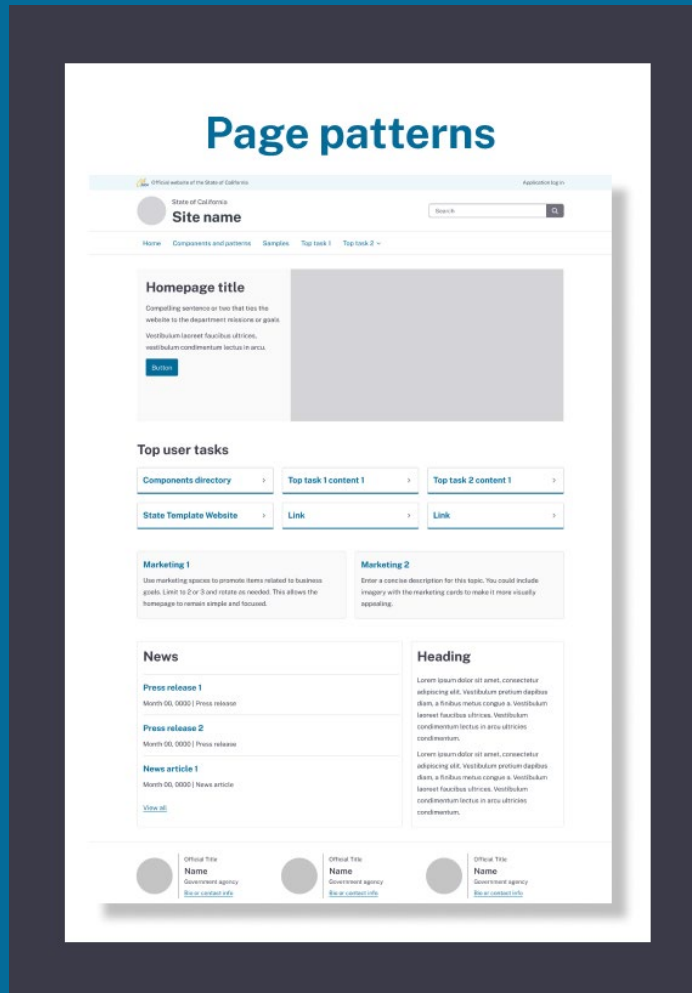
1. Jump starts development
 - Provides functional starting point
 - Includes only what you need to get started
2. Test template and components
 - How it works with your custom CSS
3. See how something looks or works in the live demo
 - Components
 - Colors
4. Provides common page patterns for content creators

Poll / Discussion 1

How would you use the starter site? Check all that apply:

- Check out the state web template
- Test the template
- Create a website
- Use the page patterns
- I wouldn't use it
- Other

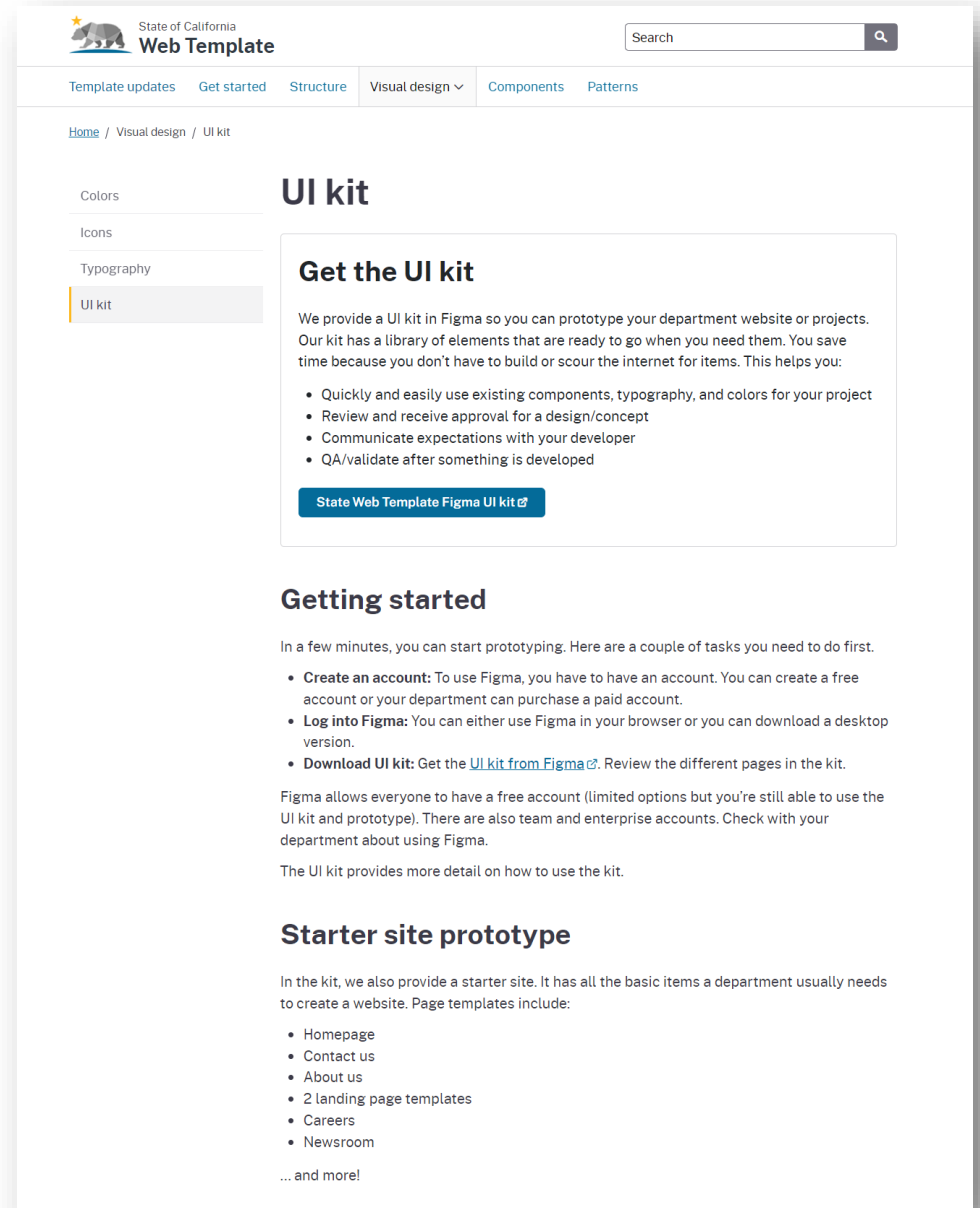
UI Kit in Figma



Where to get it

1. Go the [state template site](#)
2. Select the Visual design menu dropdown
3. Select UI kit

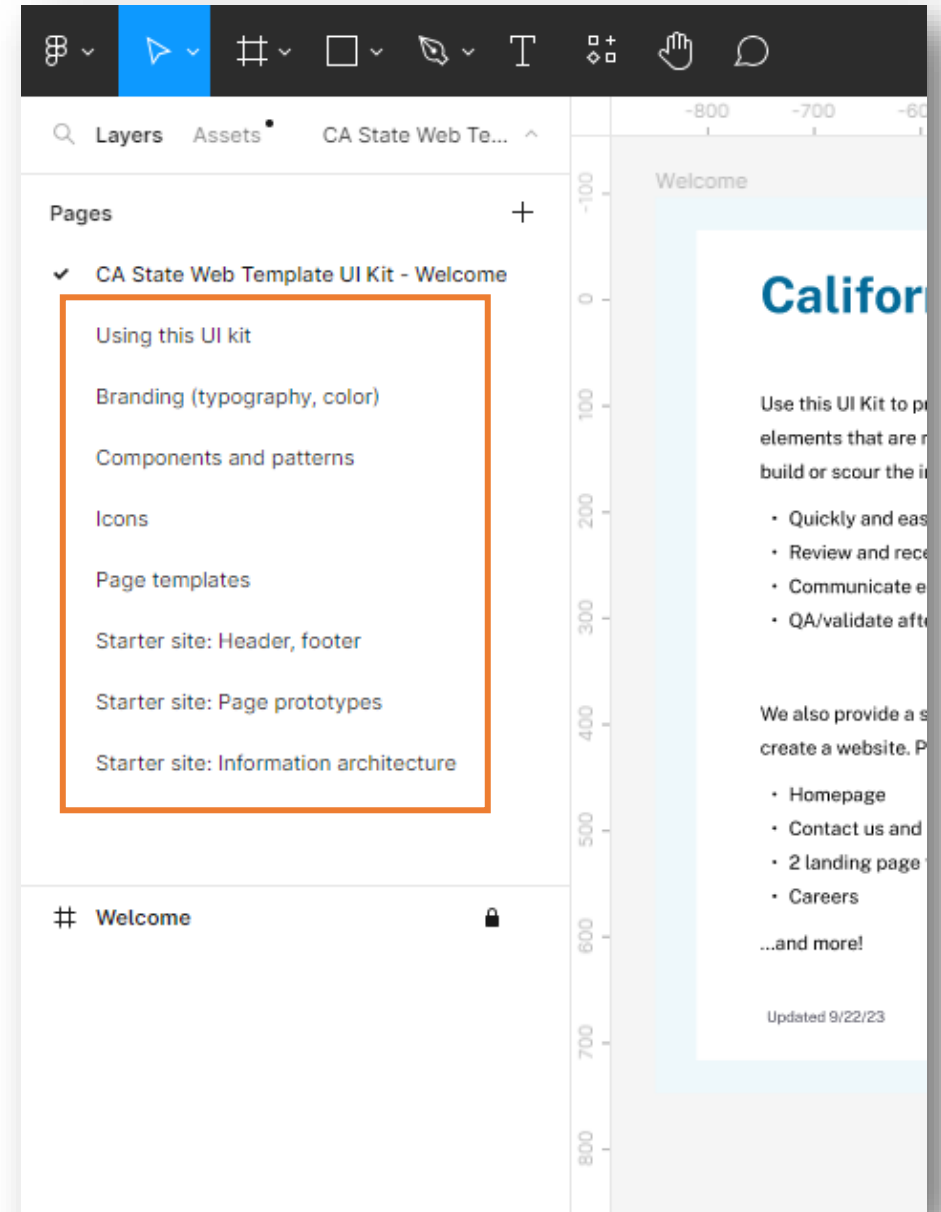
Figma community link:
[CA State Web Template UI kit](#)



The screenshot shows the 'State of California Web Template' page in Figma. The page is titled 'Web Template' and has a search bar in the top right. The navigation menu includes 'Template updates', 'Get started', 'Structure', 'Visual design', 'Components', and 'Patterns'. The 'Visual design' menu is open, showing a sidebar with 'Colors', 'Icons', 'Typography', and 'UI kit'. The 'UI kit' section is selected, and the main content area displays the 'UI kit' page. The page has a header 'UI kit' and a sub-header 'Get the UI kit'. The main text reads: 'We provide a UI kit in Figma so you can prototype your department website or projects. Our kit has a library of elements that are ready to go when you need them. You save time because you don't have to build or scour the internet for items. This helps you:'. Below this is a list of bullet points: 'Quickly and easily use existing components, typography, and colors for your project', 'Review and receive approval for a design/concept', 'Communicate expectations with your developer', and 'QA/validate after something is developed'. A blue button labeled 'State Web Template Figma UI kit' is at the bottom of the text. Below this is a section titled 'Getting started' with the text: 'In a few minutes, you can start prototyping. Here are a couple of tasks you need to do first.' followed by a list of bullet points: 'Create an account: To use Figma, you have to have an account. You can create a free account or your department can purchase a paid account.', 'Log into Figma: You can either use Figma in your browser or you can download a desktop version.', and 'Download UI kit: Get the UI kit from Figma'. Below this is a paragraph: 'Figma allows everyone to have a free account (limited options but you're still able to use the UI kit and prototype). There are also team and enterprise accounts. Check with your department about using Figma.' and another paragraph: 'The UI kit provides more detail on how to use the kit.' Below this is a section titled 'Starter site prototype' with the text: 'In the kit, we also provide a starter site. It has all the basic items a department usually needs to create a website. Page templates include:' followed by a list of bullet points: 'Homepage', 'Contact us', 'About us', '2 landing page templates', 'Careers', and 'Newsroom'. At the bottom of the list is the text '... and more!'.

What comes in the kit

- Using this UI kit
- Branding (typography, color)
- Components and patterns
- Icons
- Page templates
- Starter site templates



What is this UI kit?

- Uses Figma (software)
- Contains
 - State template components, patterns, and styles
 - Starter site page templates
- Uses
 - Usually for writers, designers, comms
 - Create digital webpage mock-ups
 - Add and edit content (text, images, etc)
 - Hand over the design to developer to code

UI Kit Tour and Demo

California State Web Template UI Kit

Use this UI Kit to prototype your department website or projects. It provides a library of elements that are ready to go when you need them. You save time because you don't have to build or scour the internet for items. This helps you:


- Quickly and easily retrieve existing components, typography, and colors for your project
- Review and receive approval for a design/concept
- Communicate expectations with your developer
- QA/validate after something is developed

We also provide a starter site. It provides all the basic items a department usually needs to create a website. Page templates include:

- Homepage
- Contact us and About us
- 2 landing page templates
- Careers

...and more!

Updated 9/22/23



How it can help you

- **Saves time** (create a mock-up without coding)
- **Use for reviews** and approval for a design/concept
- **Communicate expectations** with project team/developer
- **QA/validate** after something is developed
- **Can send to vendor** to align with CA web standards

Sample UX workflow using Figma

1. Research and finalize content
2. Use the **UI kit to mock-up design**
3. **Show design** to developers for feasibility
4. **Show design** to project team for review and approval
5. Make edits to the **design**
6. Send approved **design** to developer
7. Developer codes the design
8. QA against the **design** and go-live

Poll / Discussion 2

How do you / your department prototype? (select all that apply)

- Figma
- Sketch
- Adobe XD / Photoshop
- InVision
- MS Word
- MS PowerPoint
- Whiteboarding tool (Miro, Mural, etc)
- We don't prototype



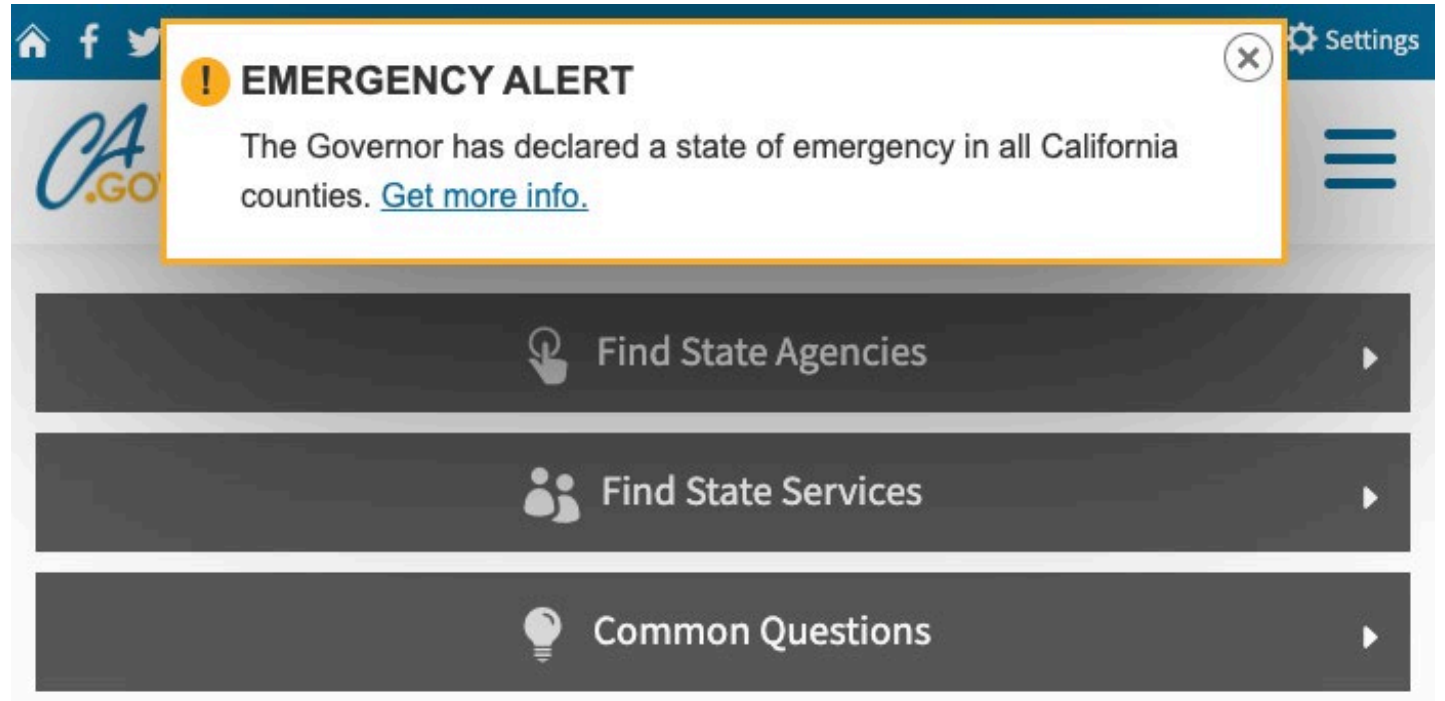
**DIGITAL
WEB
SERVICES
NETWORK**

Statewide Alert Update

Carter Medlin

Web Design and Development
California Department of Technology


Statewide Alert



Try it on your site

Document.head

```
.appendChild(document  
.createElement('script'))  
.src='https://alert.cdt.ca.gov/sample/sample-alert.js';
```



```
<html>
...
<head>
  ...
  <script defer src="https://alert.cdt.ca.gov" crossorigin="anonymous"></script>
  ...
</head>
```

Installation

Verification

```
alert(  
  `Alert installation ${  
    [...document.head.getElementsByTagName("script")].find(  
      x =>  
        x.src == "https://alert.cdt.ca.gov/" &&  
        x.defer == true &&  
        x.crossOrigin == "anonymous"  
    )  
    ? "✅ Pass"  
    : "❌ Fail"  
  }`  
);
```


"No Code" Option

<https://alert.cdt.ca.gov/alerts.json>

Sample JSON

```
{  
  "$schema": "https://alert.cdt.ca.gov/alerts.schema.json",  
  "active": true,  
  "Heading": "EMERGENCY ALERT",  
  "CreatedAt": "2023-08-22T12:19:30.5629019-07:00",  
  "Message": "The Governor has declared a state of emergency",  
  "Url": "https://www.caoes.ca.gov/"  
}
```



For more information

CA Alerts Website Embeddable Code

<https://github.com/Office-of-Digital-Services/ca-alerts-frontend-component#readme>





**DIGITAL
WEB
SERVICES
NETWORK**

Accessibility Updates

Greg Duncan

Web Consulting Manager

California Department of Technology

WCAG 2.2 UPDATE

- Its official
- Has 6 new A-AA requirements
- Working on adding the new requirements into the testing documents.
- Waiting on vendors to update their tools



**DIGITAL
WEB
SERVICES
NETWORK**

Suggested Future Topics
Closing Remarks

Koji Kumpulainen

State Web Services Manager
California Department of Technology

Thank you

Post conference materials will be published on the [DWSN Website](#).

For questions, please write to: DigitalWebServicesNetwork@state.ca.gov



Bringing together digital product managers, designers, and engineers.



DIGITAL WEB SERVICES NETWORK

Bringing together digital product managers, designers, and engineers.

Next DWSN Quarterly Forum Thursday, January 18, 2024